



Name..... Date.....



For this game you will need:

- This game sheet
- A dice
- A pencil
- An instrument (optional)

					Free choice




Dice Composition - Instructions

1. Roll your dice.
2. Use the grid above to find the corresponding rhythm and carefully draw it into the first box in Line '1'.
3. Once you have completed line '1', clap and say the sequence of rhythm animals.
4. Continue until you have filled all 6 lines.
5. Practise performing all 6 lines - you can either clap and say the animals, or gently tap the table with a pencil.

6. Working with a partner. Player 1 rolls the dice and Player 2 needs to clap or tap the line.
For example, if Player 1 rolls a 3, Player 2 should perform Line 3.
7. Switch roles and repeat.


Challenge: why not try performing each other's lines?



Dice Composition



If you can't remember
Which animal is
which, the animals
hold the clues!



1

--	--	--	--	--	--	--	--	--	--

2

--	--	--	--	--	--	--	--	--	--

3

--	--	--	--	--	--	--	--	--	--

4

--	--	--	--	--	--	--	--	--	--

5

--	--	--	--	--	--	--	--	--	--




6

--	--	--	--	--	--	--	--	--	--



If you can't remember
which animal is
which, the animals
hold the clues!

Dice Composition



2

--	--	--	--

1

--	--	--	--

3

--	--	--	--

4

--	--	--	--

5

--	--	--	--

6

--	--	--	--

